



**avasco  
solar**

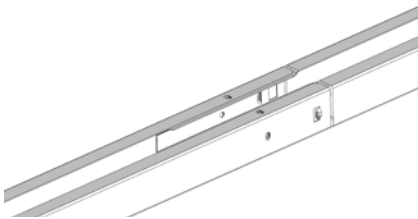


**datasheet**

# **SolarSpeed 3.0** **south portrait**

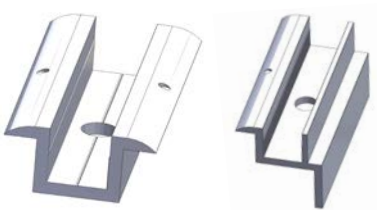


# SolarSpeed advantages



## ✓ click system

Basic units can be connected by a click system, which ensures good alignment and quick installation.



## ✓ clamps

The clamps are fastened onto the top profiles with M8 bolts for a reliable connection of your module.



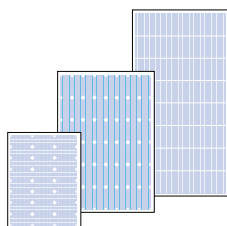
## ✓ semi-assembled triangles

Working with semi-assembled triangles not only saves on installation time, but also drastically reduces the number of individual parts on the roof!



## ✓ made of zinc-magnesium steel

Perfect for applications with long-term corrosion resistance requirements. Self-healing properties and good electrical conductivity.



## ✓ large modules





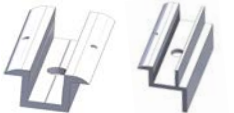
Ideal for new generations of large modules.



# SolarSpeed components



## standard components

- 
1 basic unit:  
semi-assembled triangle  
+ rail + protective rubbers\*  
+ vertical reinforcement
- 
2 end rubber\*
- 
3 set of L-profiles
- 
4 backplate
- 
5 clamps + M8 bolts

## additional components

- 
concrete footing (12kg)  
+ hammer plug
- 
PP footing
- 
ballast support

\* For PVC roofs use rubber with aluminium underlay.





## SolarSpeed ballast supply

with sets of L-profiles

- The sets of L-profiles are used to place ballast under the modules and also serve as extra reinforcement of the frame.
- The extra connection between the basic units makes the installation even stronger.





## ballast with online tool

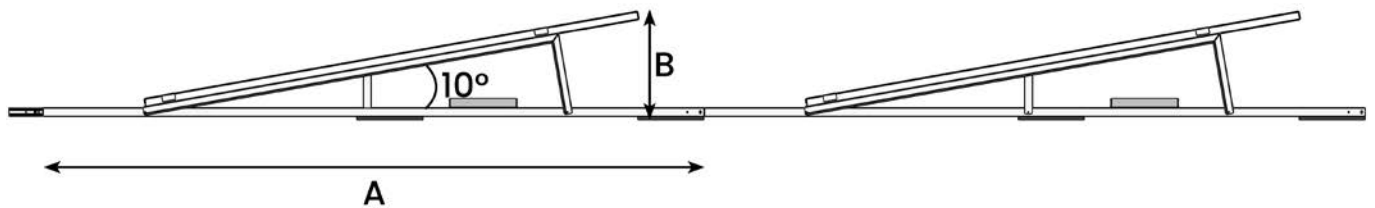
### online calculator

- With our free online software, you can work out your projects very quickly and easily!
- Define the location and environment, make a sketch of the roof, choose the modules and the mounting frame and after drawing up the PV installation, our software calculates the correct ballast plan.
- All information regarding roof loads, mounting structure and placement are included in a clear report, as well as a complete bill of materials.

### tested and approved

- When developing our mounting frames, the most recent applicable standards and guidelines are always taken into account.
- These frames have undergone wind tunnel testing and the results have been incorporated into our calculations. In this way, we can present a complete technical file when elaborating your project.

## dimensions and angles



Panel Length	Pitch (A)	Height (B)
1640 - 1899 MM	2500 MM	380 - 425 MM
1900 - 2159 MM	3000 MM	425 - 470 MM
2160 - 2385 MM	3500 MM	470 - 505 MM

*Other pitches are available on request.*



**avasco  
solar**



## **100% belgian made**

SolarSpeed is manufactured from A to Z at our production site in Ypres. As a result, we are always in control of the quality of our products, throughout the entire production process. This local production under our own management also ensures that we can respond to market demands in an extremely flexible way. The standards that are applied at all times are those of our quality management system, ISO 9001.



## **on-site delivery**

We always have a large number of mounting frames in stock in our warehouse. This allows us to continue to guarantee short delivery times, even for your industrial projects. If desired, we can also deliver the materials directly to the site, both domestically and abroad.

**Avasco Solar nv**  
**Rodenbachstraat 53**  
**8908 Vlamertinge - Belgium**  
**T +32 (0)57 27 15 00**  
**VAT BE 0721.474.320**  
**info@avasco-solar.be**  
**www.avasco-solar.be**

**solar  
mounting  
frames**